

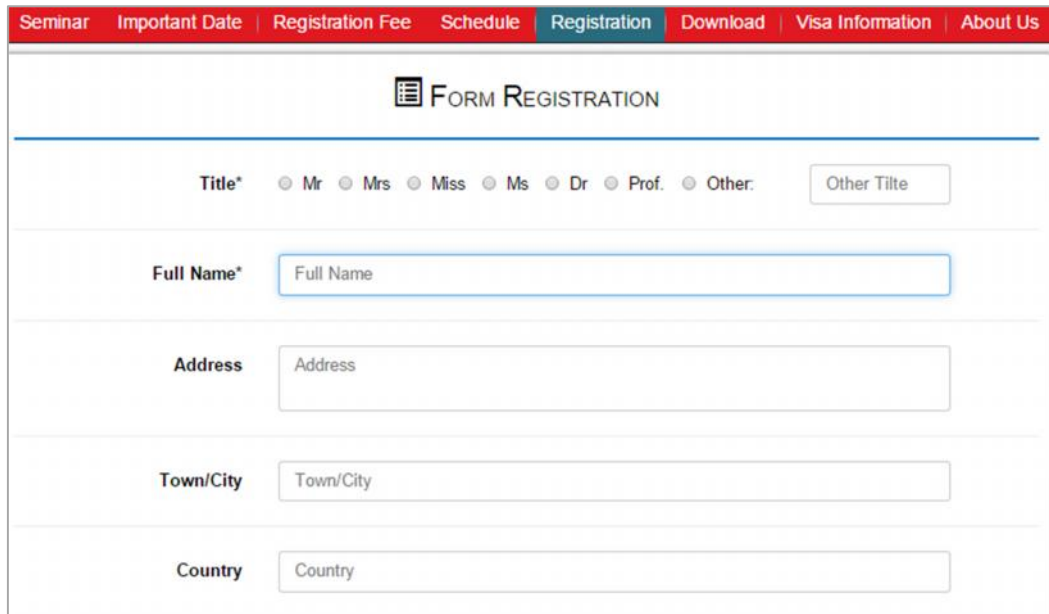
DAFTAR ISI

MANUAL REGISTRASI IJCIMBI UUI.....	2
A. REGISTRASI.....	2
B. MENGAPLOAD ABSTRACT (Khusus Presenter).....	2
C. PEMBAYARAN	4
D. MENGAPLOAD FULL PAPER (Khusus Presenter)	6
E. MENCETAK KARTU PESERTA IJCIMBI.....	6

MANUAL REGISTRASI IJCIMBI UUI

A. REGISTRASI

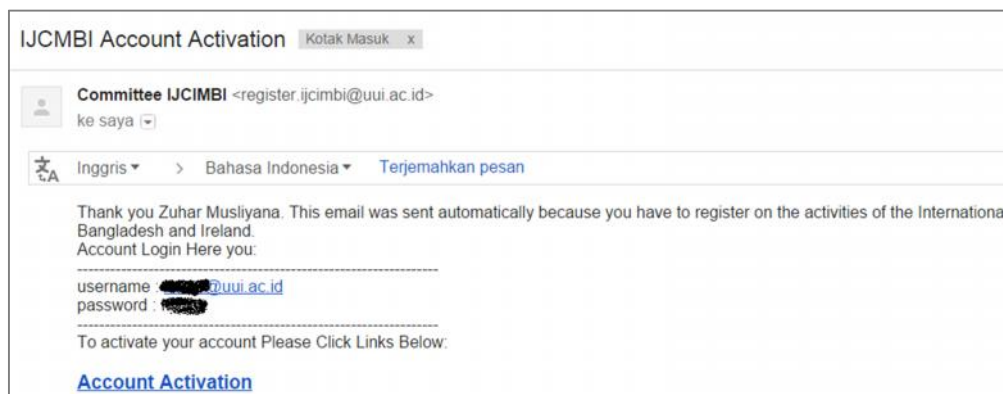
1. Klik menu Registration, selanjutnya lengkapi form pendaftaran yang telah disediakan. Lihat gambar berikut : (ket * harus di isi)



The screenshot shows a web browser with a red navigation bar containing links: Seminar, Important Date, Registration Fee, Schedule, Registration (highlighted), Download, Visa Information, and About Us. Below the navigation bar is a form titled "FORM REGISTRATION". The form contains the following fields:

- Title***: Radio buttons for Mr, Mrs, Miss, Ms, Dr, Prof, Other, and a text input field for "Other Title".
- Full Name***: A text input field with the placeholder "Full Name".
- Address**: A text input field with the placeholder "Address".
- Town/City**: A text input field with the placeholder "Town/City".
- Country**: A text input field with the placeholder "Country".

2. Selanjutnya pilih tombol **Save** untuk melakukan registrasi. Jika registrasi sukses, anda akan mendapat sebuah email mengenai aktivasi account ijcmibi seperti ditunjukkan pada gambar berikut :



3. Klik link **Account Activation** untuk mengaktifkan account IJCIMBI anda. Jika aktivasi berhasil sekarang anda telah dapat menggunakan account tersebut untuk login ijcmibi.uui.ac.id

B. MENGAPLOAD ABSTRACT (Khusus Presenter)

1. Login ke ijcmibi.uui.ac.id menggunakan account yang telah dikirim ke email dengan catatan account tersebut sudah anda aktivasi pada tahadapan sebelumnya. Untuk dapat login anda harus memasukkan username dan password dengan benar. Lihat gambar di bawah ini.

The image shows a login form with a red header containing the word "Login". Below the header, there are two input fields: "Username" with the text "@uui.ac.id" and "Password" with four asterisks. At the bottom of the form is a blue button with a right-pointing arrow and the word "Login".

2. Setelah anda memasukkan username dan password dengan benar silahkan klik tombol **Login**
3. Jika login anda berhasil, akan tampil jendela dashboard user seperti ditunjukkan pada gambar di bawah ini.

The image shows a user dashboard for "ZUHAR MUSLIYANA". On the left is a "Member" menu with options: HOME, REGISTRATION, ABSTRACT/POSTER, REGISTRATION FEE, and SIGN OUT. The main content area displays a profile picture and the text "Registration Status". Below this is a table with three columns: "Form", "Paper", and "Registration Fee". The "Form" column has a green bar, while "Paper" and "Registration Fee" have red bars. A legend indicates that red means "Not Complete" and green means "Complete". Below the table is the "IJCIMBI Participants Card" section, which includes a note: "IJCIMBI Participants card is Proof that you have registered and entitled following the series of event IJCIMBI. This card can print out when your online registration status have COMPLETED." and a printer icon.

Form	Paper	Registration Fee
█	█	█

█ Not Complete
█ Complete

IJCIMBI Participants Card

IJCIMBI Participants card is Proof that you have registered and entitled following the series of event IJCIMBI.
This card can print out when your online registration status have COMPLETED

Ket :

Member menu **ABTRACT/POSTER** hanya muncul jika pada saat pendaftaran sebelumnya anda memilih mendaftar sebagai presenter begitu juga pada menu Registration Status. IJCIMBI Participants Card dapat akan cetak jika semua field pada registration status sudah complete (ditandai dengan warna hijau)

4. * (Khusus untu peserta Presenter/Pemakalah) untuk mengapload Abtract silahkan pilih menu **ABTRACT/POSTER** pada member menu. Selanjutnya akan tampil jendela upload **ABTRACT/POSTER** seperti terlihat pada gambar berikut :

WELCOME ZUHAR MUSLIYANA

Paper/Poster

Please upload your Abstract/Poster

Title :

Type :

Upload Abstract/Poster : No file chosen
For Paper File Format Doc, Docx Max 5MB
 For Poster Please Compress File to ZIP or RAR, Max 5MB

Paper/poster status

Your Paper Status

- Paper not yet uploaded
- Paper has been uploaded
- Paper In Reviewed
- Paper has been Accepted
- Paper Revuse

Selanjutnya masukkan silahkan lengkapi judul Paper/Poster yang akan anda submit. Untuk mengupload file Paper/Poster pilih **choose file** setelah itu klik tombol **save**. Jika submit paper anda berhasil akan muncul jendela status abstract anda seperti yang terlihat pada gambar berikut.

WELCOME ZUHAR MUSLIYANA

Paper/Poster

PAPER FILE	ACTION
IJCIMBI-366-abtract_ijcimb_i_test.doc	Download Delete

Paper/poster status

Your Paper Status

- Paper not yet uploaded
- Paper has been uploaded
- Paper In Reviewed
- Paper has been Accepted
- Paper Revuse

Selanjutnya Abstract Paper/Poster akan direview, anda dapat memantau progress review abstract anda pada menu **ABSTRACT/POSTER** .

C. PEMBAYARAN

1. Pada menu Member Account silahkan pilih menu Regstration Fee. Di menu tersebut akan diterangkan informasi jumlah biaya yang harus akan bayar sesuai dengan kategori pendaftar beserta informasi rekening pembayaran atas nama universitas ubudiyah Indonesia. Lihat gambar berikut :

WELCOME ZUHAR MUSLIYANA

Registration Fee

Category	Normal	Normal
	(After, 15 th February 2015)	(After, 15 th February 2015)
	Presenter	Participant
International	USD 350	USD 200
National	IDR 1.500.000	IDR 750.000

Please Registration Here:
 Bank Account : 700 1 741 138
 Swift Code : BSMIDJJA
 Name: Universitas Ubudiyah Indonesia
 Bank Syariah Mandiri (BSM) Unit Banda Aceh

Please Upload your Payment receive

No file chosen
File Format: PDF Max 512KB

REGISTRATION FEE STATUS

Payment Receive Status ■

- payment receive not yet uploaded
- Payment receive has been uploaded
- Payment receive in verified
- Payment Accepted

2. Setelah anda melakukan pembayaran ke Rekening Universitas Ubudiyah Indonesia sesuai jumlah pembayaran untuk masing-masing kategori peserta, selanjutnya anda diharuskan untuk mengupload bukti slip pembayaran anda. Untuk mengupload bukti slip pembayaran anda silahkan pilih menu choose file/browse seperti ditunjukkan pada gambar di atas. Kemudian klik tombol upload. Jika upload sukses anda dapat melihat status pembayaran anda melalui menu registration fee seperti terlihat pada gambar berikut.

WELCOME ZUHAR MUSLIYANA

Registration Fee

Category	Normal	Normal
	(After, 15 th February 2015)	(After, 15 th February 2015)
	Presenter	Participant
International	USD 350	USD 200
National	IDR 1.500.000	IDR 750.000

Please Registration Here:
 Bank Account : 700 1 741 138
 Swift Code : BSMIDJJA
 Name: Universitas Ubudiyah Indonesia
 Bank Syariah Mandiri (BSM) Unit Banda Aceh

PAYMENT RECEIVE	ACTION
IJCIMBI-366-kuliah_1.pdf	View Delete

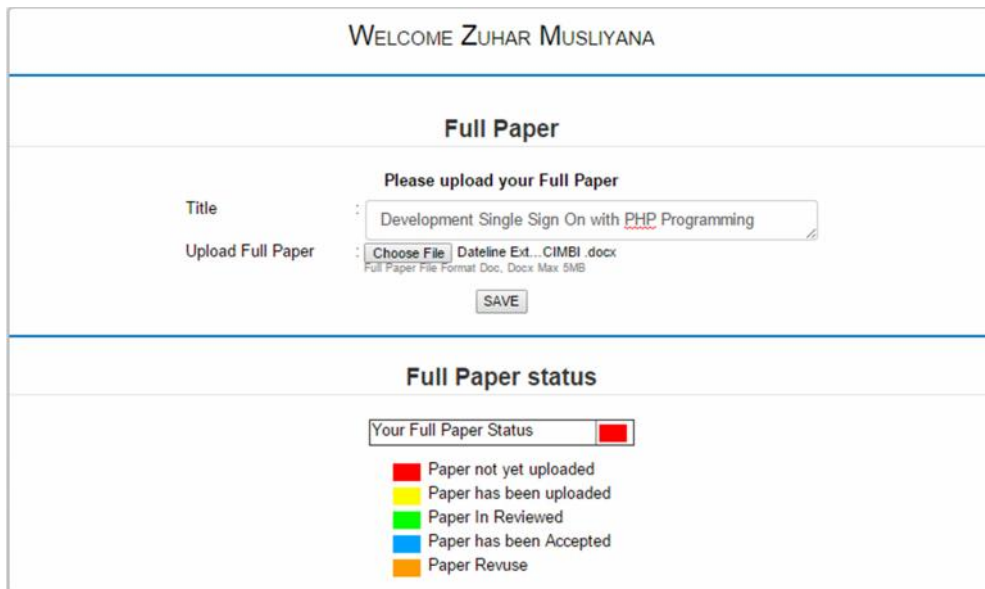
REGISTRATION FEE STATUS

Payment Receive Status ■

- payment receive not yet uploaded
- Payment receive has been uploaded
- Payment receive in verified
- Payment Accepted

D. MENGAPLOAD FULL PAPER (Khusus Presenter)

1. Menu Full Paper hanya dapat diakses jika anda telah mengupload abtract dan slip pembayaran dan dengan syarat subtract dan pembayaran anda sudah di terima. Untk mengapload Full Paper Silahkan klik menu Full Paper pada member menu anda. Lihat gambar berikut :



WELCOME ZUHAR MUSLIYANA

Full Paper

Please upload your Full Paper

Title : Development Single Sign On with [PHP](#) Programming

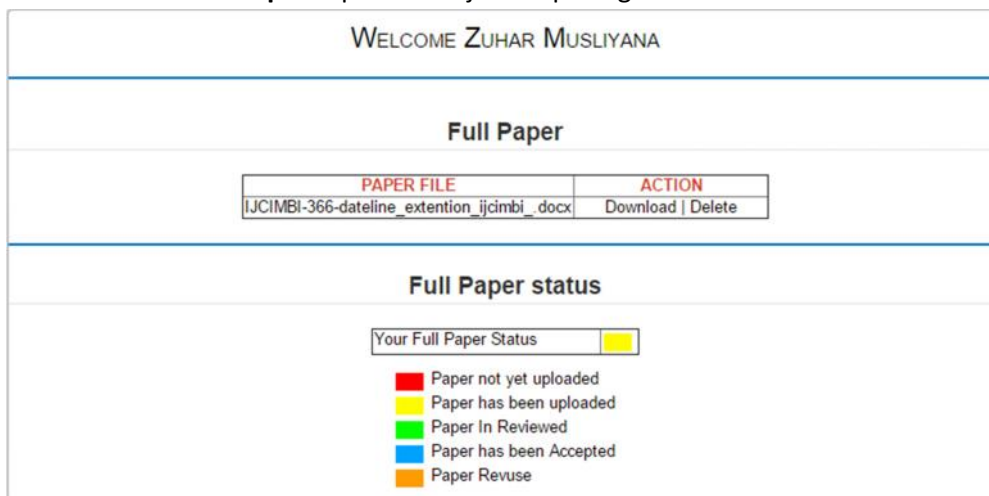
Upload Full Paper : Dateline Ext...CIMBI .docx
Full Paper File Format Doc, .Docx Max 5MB

Full Paper status

Your Full Paper Status ■

- Paper not yet uploaded
- Paper has been uploaded
- Paper In Reviewed
- Paper has been Accepted
- Paper Revuse

2. Selanjutnya Pada kolom Title silahkan masukkan kembali judul penelitian anda. Untuk mengapoad file full paper silahkan pilih menu browse file/choose file. Kemudian klik tombol save. Jika full paper anda telah sukses diupload, anda dapat melihat status review full paper anda melalui menu **Full Paper** seperti ditunjukkan pada gambar di bawah ini.



WELCOME ZUHAR MUSLIYANA

Full Paper

PAPER FILE	ACTION
IJCIMBI-366-dateline_extention_ijcimbi_.docx	Download Delete

Full Paper status


Your Full Paper Status ■

- Paper not yet uploaded
- Paper has been uploaded
- Paper In Reviewed
- Paper has been Accepted
- Paper Revuse

E. MENCETAK KARTU PESERTA IJCIMBI

1. Untuk mencetak kartu peserta IJCIMBI, silahkan pilih menu **Home** pada member menu anda. Selanjutnya jika semua registration status anda telah complete link cetak full paper anda akan aktif dan anda dapat mengaksesnya dengan memilih gambar PDF. Namun jika ada status registration anda yang belum complete anda belum dapat mencetak kartu perserta ijcimbi. Lihat gambar berikut.

WELCOME ZUHAR MUSLIYANA




Registration Status

Form	Paper	Registration Fee
■	■	■

■ Not Complete
■ Complete

IJCIMBI Participants Card

IJCIMBI Participants card is Proof that you have registered and entitled following the series of event IJCIMBI.
 This card can print out when your online registration status have COMPLETED



- Klik pada gambar PDF seperti yang diperlihatkan pada gambar diatas untuk mencetak kartu peserta IJCIMBI silahkan. Berikut sebagai contoh tampilan kartu peserta IJCIMBI.




ECONOMY
SOCIAL SCIENCE
TECHNOLOGY

Registration Card
International Joint Conference of
Indonesia-Malaysia-Bangladesh-Irelandia

Reg. Number : IJCIMBI-366
 10-03-2015 13:57:10

Name : Zuhar Musliyana
 Email : zuhar@uui.ac.id
 Reg. : 10-03-2015
 Date :
 Type : Presenter

Thanks For Your Partisipation



85a1614f035501433239826ea7dd7a11

Anda dapat melakukan print out kartu peserta IJCIMBI dengan memilih tombol print pada gambar diatas.